

GL Series

GL



Symbol



Product feature

1. The structure of oil dripping adopts gap seal type, which makes the adjustment of oil supply more reliable.
2. Oil feed ring can only make one full turn. The quantity of oil supply basically takes on linear distribution. The quantity of oil supply can be generally calculated according to the position of graduation ring.
3. Special drip nozzle structure will produce negative pressure in oil dripping outlet and the mist flow is minimal.
4. Filling of oil while the lubricator is under pressure is made possible, and the oil bowl is large;
5. The bracket can be selected for installation.

Specification

Model	GL200-06	GL200-08	GL300-08	GL300-10	GL300-15	GL400-10	GL400-15	GL600-20	GL600-25
Fluid	Air								
Port size	1/8"	1/4"	1/4"	3/8"	1/2"	3/8"	1/2"	3/4"	1"
Pressure range	0.05~0.9MPa(7~130psi)								
Proof pressure	1.5MPa(215psi)								
Temperature range	-5~70°C								
Recommended lubricant	ISO VG 32 or equivalent								
Capacity of oil bowl	25CC		75CC			160CC		380CC	
Weight	130g		360g			670g		1300g	

① PT thread, NPT thread and G thread are available.

Ordering code

GL200 08

Model

GL200: G200 Series Lubricator
GL300: G300 Series Lubricator
GL400: G400 Series Lubricator
GL600: G600 Series Lubricator

Thread type

Blank: PT
T: NPT
G: G

Port size

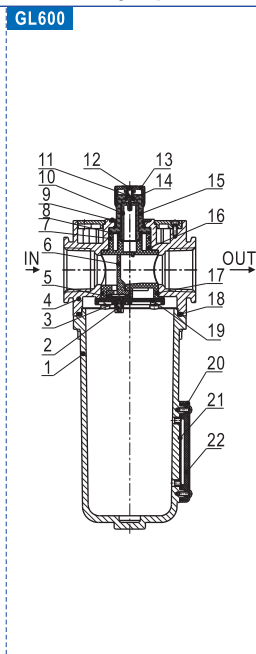
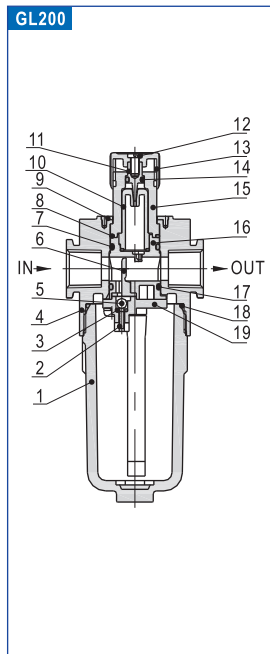
Model	Port size
GL200	06: 1/8"
	08: 1/4"
GL300	08: 1/4"
	10: 3/8"
GL400	10: 3/8"
	15: 1/2"
GL600	20: 3/4"
	25: 1"

Accessories

Blank: Bracket
J: No bracket(standard configuration)

Inner structure and Material of major parts

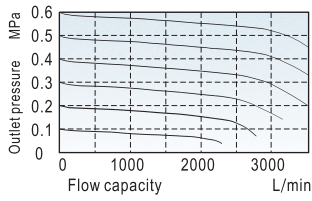
No.	Item	Material
1	Oil bowl	Aluminum alloy (GL600)\PC(others)
2	Adjusting spring	Stainless steel
3	O-ring	NBR
4	Body of lubricator	Aluminum alloy
5	Steel ball	Stainless steel
6	Distance block	TPU
7	O-ring	NBR
8	O-ring	NBR
9	Indicating ring	POM
10	Drip pipe	PC
11	Ejector pin	Brass
12	Screw	Carbon steel
13	Adjusting ring	POM
14	O-ring	NBR
15	Bowl	PC
16	Sprayer body	PA66
17	O-ring	NBR
18	O-ring	NBR
19	Sprayer bottom cap	POM
20	Liquid meter cover	SPCC
21	Liquid meter seal	NBR
22	Liquid meter inside cover	PC



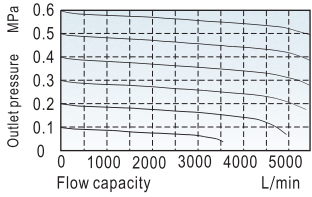
GL Series

Flow chart

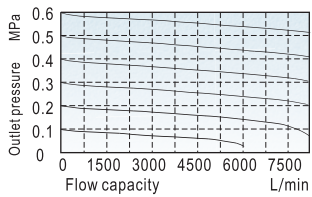
Applicable type: GL200



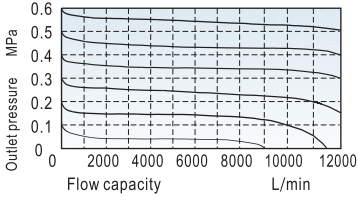
Applicable type: GL300



Applicable type: GL400

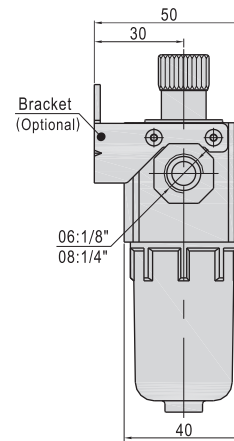
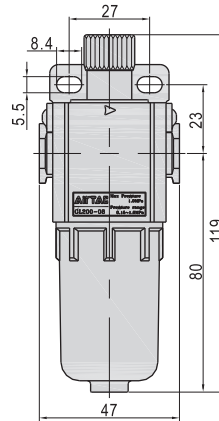


Applicable type: GL600

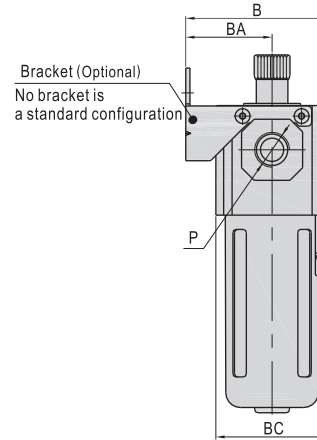
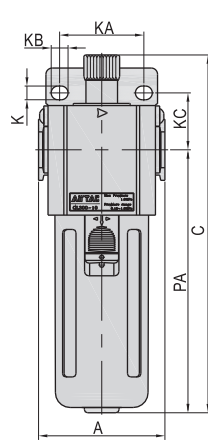


Dimensions

GL200

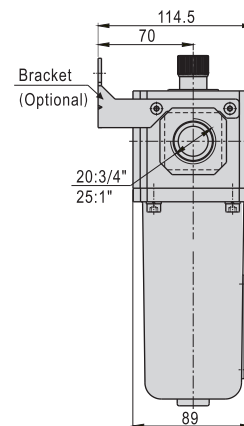
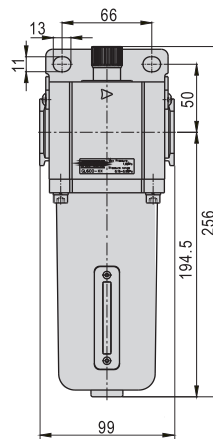


GL300/GL400



Model/Item	A	B	BA	BC	C	K	KA	KB	KC	P	PA
GL300-08	60	68	41	53.5	169	6.5	40	8	27	1/4"	125
GL300-10	60	68	41	53.5	169	6.5	40	8	27	3/8"	125
GL300-15	60	68	41	53.5	169	6.5	40	8	27	1/2"	125
GL400-10	80	85.5	50	71	190	8.5	55	11	33.5	3/8"	142
GL400-15	80	85.5	50	71	190	8.5	55	11	33.5	1/2"	142

GL600



GL