

SR Series



Symbol



Product feature

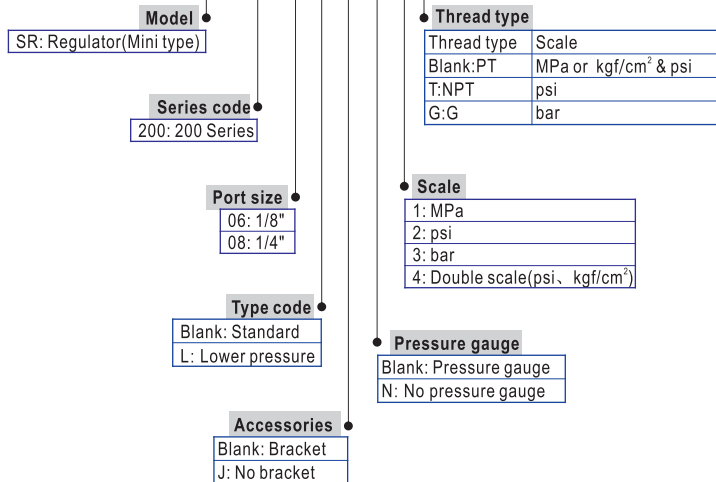
1. Panel support can be chosen for the installation of regulator with independent use in pipeline.
2. The structure is delicate and compact, which is convenient for installation and application.
3. The performance of pressure adjustment is reliable and steady.
4. In addition to standard type, lower pressure type is optional (The highest adjustable pressure is 0.4 MPa).

Specification

Model	SR200-06	SR200L-06	SR200-08	SR200L-08
Fluid	Air			
Port size	1/8"		1/4"	
Pressure range	Standard type:0.05~0.9MPa(7~130psi) ; Lower pressure type:0.03~0.4MPa(4~57psi)			
Max. pressure	1.0MPa(145psi)			
Proof pressure	1.5MPa(215psi)			
Temperature range	-20~70°C			

Ordering code

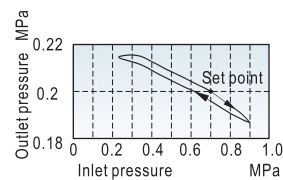
SR 200 08 L □ □ 1 □



Pressure and feature of flow

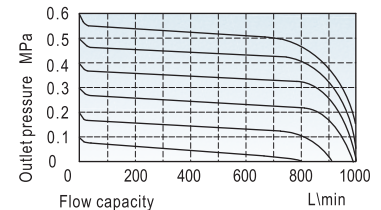
Pressure chart

Applicable type: SR200-06



Flow chart

Applicable type: SR200-06
Inlet pressure: 0.7MPa



Dimensions

